

APPLICATION FOR EXEMPTION FROM AUDIT

LONG FORM

NAME OF GOVERNMENT
ADDRESS

Eads Housing Authority
PO Box 8
Eads, CO 81036

For the Year Ended
12/31/2019
or fiscal year ended:

CONTACT PERSON
PHONE
EMAIL
FAX

Robin Fox
719-438-5590
townofeads@hotmail.com

CERTIFICATION OF PREPARER

I certify that I am an independent accountant with knowledge of governmental accounting and that the information in the Application is complete and accurate to the best of my knowledge. I am aware that the Audit Law requires that a person independent of the entity complete the application if revenues or expenditure are at least \$100,000 but not more than \$750,000, and that independent means someone who is separate from the entity.

NAME:
TITLE
FIRM NAME (if applicable)
ADDRESS
PHONE
DATE PREPARED
RELATIONSHIP TO ENTITY

Amanda L. Brown
Certified Public Accountant
Amanda L. Brown CPA
PO Box 405 Eads, CO 81036
719-438-5445
3/12/2020
Independent Certified Public Accountant

PREPARER (SIGNATURE REQUIRED)

Amanda L. Brown

Has the entity filed for, or has the district filed, a Title 32, Article 1 Special District Notice of Inactive Status during the year? [Applicable to Title 32 special districts only, pursuant to Sections 32-1-103 (9.3) and 32-1-104 (3), C.R.S.]

YES NO

If Yes, date filed:

PART 1 - FINANCIAL STATEMENTS - BALANCE SHEET

* Indicate Name of Fund

NOTE: Attach additional sheets as necessary.

Line #	Description	Governmental Funds		Description	Proprietary/Fiduciary Funds		Please use this space to provide explanation of any items on this page
		Fund*	Fund*		Proprietary Fund*	Fund*	
Assets				Assets			
1-1	Cash & Cash Equivalents	\$ -	\$ -	Cash & Cash Equivalents	\$ 49,274	\$ -	
1-2	Investments	\$ -	\$ -	Investments	\$ -	\$ -	
1-3	Receivables	\$ -	\$ -	Receivables	\$ 1,246	\$ -	
1-4	Due from Other Entities or Funds	\$ -	\$ -	Due from Other Entities or Funds	\$ -	\$ -	
	All Other Assets [specify...]			Other Current Assets	\$ -	\$ -	
1-5		\$ -	\$ -				
1-6		\$ -	\$ -	Total Current Assets	\$ 50,520	\$ -	
1-7		\$ -	\$ -	Capital Assets, net (from Part 6-4)	\$ 81,699	\$ -	
1-8		\$ -	\$ -	Other Long Term Assets [specify...]	\$ -	\$ -	
1-9		\$ -	\$ -	Organizational Expenses net of amortization	\$ 136	\$ -	
1-10		\$ -	\$ -		\$ -	\$ -	
1-11	(add lines 1-1 through 1-10) TOTAL ASSETS	\$ -	\$ -	(add lines 1-1 through 1-10) TOTAL ASSETS	\$ 132,355	\$ -	
1-12	TOTAL DEFERRED OUTFLOWS OF RESOURCES	\$ -	\$ -	TOTAL DEFERRED OUTFLOWS OF RESOURCES	\$ -	\$ -	
1-13	TOTAL ASSETS AND DEFERRED OUTFLOWS	\$ -	\$ -	TOTAL ASSETS AND DEFERRED OUTFLOWS	\$ 132,355	\$ -	
Liabilities				Liabilities			
1-14	Accounts Payable	\$ -	\$ -	Accounts Payable	\$ 1,204	\$ -	
1-15	Accrued Payroll and Related Liabilities	\$ -	\$ -	Accrued Payroll and Related Liabilities	\$ -	\$ -	
1-16	Accrued Interest Payable	\$ -	\$ -	Accrued Interest Payable	\$ -	\$ -	
1-17	Due to Other Entities or Funds	\$ -	\$ -	Due to Other Entities or Funds	\$ -	\$ -	
1-18	All Other Current Liabilities	\$ -	\$ -	All Other Current Liabilities	\$ 3,809	\$ -	
1-19	TOTAL CURRENT LIABILITIES	\$ -	\$ -	TOTAL CURRENT LIABILITIES	\$ 5,013	\$ -	
1-20	All Other Liabilities [specify...]	\$ -	\$ -	Proprietary Debt Outstanding (from Part 4-4)	\$ 133,466	\$ -	
1-21		\$ -	\$ -	Other Liabilities [specify...]	\$ -	\$ -	
1-22		\$ -	\$ -		\$ -	\$ -	
1-23		\$ -	\$ -		\$ -	\$ -	
1-24		\$ -	\$ -		\$ -	\$ -	
1-25		\$ -	\$ -		\$ -	\$ -	
1-26		\$ -	\$ -		\$ -	\$ -	
1-27		\$ -	\$ -		\$ -	\$ -	
1-28	(add lines 1-19 through 1-27) TOTAL LIABILITIES	\$ -	\$ -	(add lines 1-19 through 1-27) TOTAL LIABILITIES	\$ 138,479	\$ -	
1-29	TOTAL DEFERRED INFLOWS OF RESOURCES	\$ -	\$ -	TOTAL DEFERRED INFLOWS OF RESOURCES	\$ -	\$ -	
Fund Balance				Net Position			
1-30	Nonspendable Prepaid	\$ -	\$ -	Net Investment in Capital Assets	\$ -	\$ -	
1-31	Nonspendable Inventory	\$ -	\$ -				
1-32	Restricted [specify...]	\$ -	\$ -	Emergency Reserves	\$ -	\$ -	
1-33	Committed [specify...]	\$ -	\$ -	Other Designations/Reserves	\$ -	\$ -	
1-34	Assigned [specify...]	\$ -	\$ -	Restricted	\$ 23,900	\$ -	
1-35	Unassigned:	\$ -	\$ -	Undesignated/Unreserved/Unrestricted	\$ (30,024)	\$ -	
1-36	Add lines 1-30 through 1-35 This total should be the same as line 3-33 TOTAL FUND BALANCE	\$ -	\$ -	Add lines 1-30 through 1-35 This total should be the same as line 3-33 TOTAL NET POSITION	\$ (6,124)	\$ -	
1-37	Add lines 1-28, 1-29 and 1-36 This total should be the same as line 1-13 TOTAL LIABILITIES, DEFERRED INFLOWS, AND FUND BALANCE	\$ -	\$ -	Add lines 1-28, 1-29 and 1-36 This total should be the same as line 1-13 TOTAL LIABILITIES, DEFERRED INFLOWS, AND NET POSITION	\$ 132,355	\$ -	

PART 2 - FINANCIAL STATEMENTS - OPERATING STATEMENT - REVENUES

Line #	Description	Governmental Funds		Description	Proprietary/Fiduciary Funds		Please use this space to provide explanation of any items on this page
		Fund*	Fund*		Proprietary Fund*	Fund*	
Tax Revenue				Tax Revenue			
2-1	Property [include mills levied in Question 10-6]	\$ -	\$ -	Property [include mills levied in Question 10-6]	\$ -	\$ -	
2-2	Specific Ownership	\$ -	\$ -	Specific Ownership	\$ -	\$ -	
2-3	Sales and Use Tax	\$ -	\$ -	Sales and Use Tax	\$ -	\$ -	
2-4	Other Tax Revenue [specify...]:	\$ -	\$ -	Other Tax Revenue [specify...]:	\$ -	\$ -	
2-5		\$ -	\$ -		\$ -	\$ -	
2-6		\$ -	\$ -		\$ -	\$ -	
2-7		\$ -	\$ -		\$ -	\$ -	
2-8	Add lines 2-1 through 2-7 TOTAL TAX REVENUE	\$ -	\$ -	Add lines 2-1 through 2-7 TOTAL TAX REVENUE	\$ -	\$ -	
2-9	Licenses and Permits	\$ -	\$ -	Licenses and Permits	\$ -	\$ -	
2-10	Highway Users Tax Funds (HUTF)	\$ -	\$ -	Highway Users Tax Funds (HUTF)	\$ -	\$ -	
2-11	Conservation Trust Funds (Lottery)	\$ -	\$ -	Conservation Trust Funds (Lottery)	\$ -	\$ -	
2-12	Community Development Block Grant	\$ -	\$ -	Community Development Block Grant	\$ -	\$ -	
2-13	Fire & Police Pension	\$ -	\$ -	Fire & Police Pension	\$ -	\$ -	
2-14	Grants	\$ -	\$ -	Grants	\$ -	\$ -	
2-15	Donations	\$ -	\$ -	Donations	\$ -	\$ -	
2-16	Charges for Sales and Services	\$ -	\$ -	Charges for Sales and Services	\$ 32,092	\$ -	
2-17	Rental Income	\$ -	\$ -	Rental Income	\$ -	\$ -	
2-18	Fines and Forfeits	\$ -	\$ -	Fines and Forfeits	\$ -	\$ -	
2-19	Interest/Investment Income	\$ -	\$ -	Interest/Investment Income	\$ 185	\$ -	
2-20	Tap Fees	\$ -	\$ -	Tap Fees	\$ -	\$ -	
2-21	Proceeds from Sale of Capital Assets	\$ -	\$ -	Proceeds from Sale of Capital Assets	\$ -	\$ -	
2-22	All Other [specify...]:	\$ -	\$ -	All Other Misc	\$ 240	\$ -	
2-23		\$ -	\$ -	USDA interest subsidy & HUD rent assistance	\$ 60,330	\$ -	
2-24	Add lines 2-8 through 2-23 TOTAL REVENUES	\$ -	\$ -	Add lines 2-8 through 2-23 TOTAL REVENUES	\$ 92,847	\$ -	
Other Financing Sources				Other Financing Sources			
2-25	Debt Proceeds	\$ -	\$ -	Debt Proceeds	\$ -	\$ -	
2-26	Developer Advances	\$ -	\$ -	Developer Advances	\$ -	\$ -	
2-27	Other [specify...]:	\$ -	\$ -	Other [specify...]:	\$ -	\$ -	
2-28	Add lines 2-25 through 2-27 TOTAL OTHER FINANCING SOURCES	\$ -	\$ -	Add lines 2-25 through 2-27 TOTAL OTHER FINANCING SOURCES	\$ -	\$ -	
2-29	Add lines 2-24 and 2-28 TOTAL REVENUES AND OTHER FINANCING SOURCES	\$ -	\$ -	Add lines 2-24 and 2-28 TOTAL REVENUES AND OTHER FINANCING SOURCES	\$ 92,847	\$ -	GRAND TOTALS
					\$ 92,847	\$ -	\$ 92,847

IF GRAND TOTAL REVENUES AND OTHER FINANCING SOURCES for all funds (Line 2-29) are GREATER than \$750,000 - STOP. You may not use this form. An audit may be required. See Section 29-1-604, C.R.S., or contact the OSA Local Government Division at (303) 869-3000 for assistance.

PART 3 - FINANCIAL STATEMENTS - OPERATING STATEMENT - EXPENDITURES/EXPENSES

Line #	Description	Governmental Funds		Description	Proprietary/Fiduciary Funds		Please use this space to provide explanation of any items on this page
		Fund*	Fund*		Proprietary Fund*	Fund*	
	Expenditures			Expenses			
3-1	General Government	\$ -	\$ -	General Operating & Administrative	\$ 4,381	\$ -	
3-2	Judicial	\$ -	\$ -	Salaries	\$ -	\$ -	
3-3	Law Enforcement	\$ -	\$ -	Payroll Taxes	\$ -	\$ -	
3-4	Fire	\$ -	\$ -	Contract Services	\$ 19,005	\$ -	
3-5	Highways & Streets	\$ -	\$ -	Employee Benefits	\$ -	\$ -	
3-6	Solid Waste	\$ -	\$ -	Insurance	\$ 5,181	\$ -	
3-7	Contributions to Fire & Police Pension Assoc.	\$ -	\$ -	Accounting and Legal Fees	\$ 771	\$ -	
3-8	Health	\$ -	\$ -	Repair and Maintenance	\$ 8,933	\$ -	
3-9	Culture and Recreation	\$ -	\$ -	Supplies	\$ -	\$ -	
3-10	Transfers to other districts	\$ -	\$ -	Utilities	\$ 16,447	\$ -	
3-11	Other [specify...]:	\$ -	\$ -	Contributions to Fire & Police Pension Assoc.	\$ -	\$ -	
3-12		\$ -	\$ -	Other Misc	\$ 419	\$ -	
3-13		\$ -	\$ -	amortization	\$ 56	\$ -	
3-14	Capital Outlay	\$ -	\$ -	Capital Outlay	\$ -	\$ -	
	Debt Service			Debt Service			
3-15	Principal	\$ -	\$ -	Principal	\$ 4,822	\$ -	
3-16	Interest	\$ -	\$ -	Interest	\$ 18,005	\$ -	
3-17	Bond Issuance Costs	\$ -	\$ -	Bond Issuance Costs	\$ -	\$ -	
3-18	Developer Principal Repayments	\$ -	\$ -	Developer Principal Repayments	\$ -	\$ -	
3-19	Developer Interest Repayments	\$ -	\$ -	Developer Interest Repayments	\$ -	\$ -	
3-20	All Other [specify...]:	\$ -	\$ -	All Other [specify...]:	\$ -	\$ -	
3-21		\$ -	\$ -		\$ -	\$ -	
3-22	Add lines 3-1 through 3-21	\$ -	\$ -	Add lines 3-1 through 3-21	\$ 78,020	\$ -	
	TOTAL EXPENDITURES	\$ -	\$ -	TOTAL EXPENSES	\$ 78,020	\$ -	GRAND TOTAL
3-23	Interfund Transfers (In)	\$ -	\$ -	Net Interfund Transfers (In) Out	\$ -	\$ -	
3-24	Interfund Transfers Out	\$ -	\$ -	Other [specify...][enter negative for expense]	\$ -	\$ -	
3-25	Other Expenditures (Revenues):	\$ -	\$ -	Depreciation	\$ 15,018	\$ -	
3-26		\$ -	\$ -	Other Financing Sources (Uses) (from line 2-28)	\$ -	\$ -	
3-27		\$ -	\$ -	Capital Outlay (from line 3-14)	\$ -	\$ -	
3-28		\$ -	\$ -	Debt Principal (from line 3-15, 3-18)	\$ 4,822	\$ -	
3-29	(Add lines 3-23 through 3-28)	\$ -	\$ -	(Line 3-26, plus line 3-27, less line 3-24, less line 3-25)	\$ (10,196)	\$ -	
	TOTAL TRANSFERS AND OTHER EXPENDITURES	\$ -	\$ -	TOTAL GAAP RECONCILING ITEMS	\$ (10,196)	\$ -	
3-30	Excess (Deficiency) of Revenues and Other Financing Sources Over (Under) Expenditures Line 2-29, less line 3-22, plus line 3-29	\$ -	\$ -	Net Increase (Decrease) in Net Position Line 2-29, less line 3-22, plus line 3-29, plus line 3-23, less line 3-24	\$ 4,631	\$ -	
3-31	Fund Balance, January 1 from December 31 prior year report	\$ -	\$ -	Net Position, January 1 from December 31 prior year report	\$ (10,755)	\$ -	
3-32	Prior Period Adjustment (MUST explain)	\$ -	\$ -	Prior Period Adjustment (MUST explain)	\$ -	\$ -	
3-33	Fund Balance, December 31 Sum of Line 3-30, 3-31, and 3-32 This total should be the same as line 1-36.	\$ -	\$ -	Net Position, December 31 Line 3-30 plus line 3-31 This total should be the same as line 1-36.	\$ (6,124)	\$ -	

IF GRAND TOTAL EXPENDITURES for all funds (Line 3-22) are GREATER than \$750,000 - STOP. You may not use this form. An audit may be required. See Section 29-1-604, C.R.S., or contact the OSA Local Government Division at (303) 869-3000 for assistance.

PART 6 - CAPITAL ASSETS

Please answer the following question by marking in the appropriate box YES NO Please use this space to provide any explanations or comments:

- 6-1 Does the entity have capitalized assets? YES NO
- 6-2 Has the entity performed an annual inventory of capital assets in accordance with Section 29-1-506, C.R.S.? If no, MUST explain: YES NO

6-3 Complete the following Capital Assets table for GOVERNMENTAL FUNDS:	Balance - beginning of the year*	Additions	Deletions	Year-End Balance
Land	\$ -	\$ -	\$ -	\$ -
Buildings	\$ -	\$ -	\$ -	\$ -
Machinery and equipment	\$ -	\$ -	\$ -	\$ -
Furniture and fixtures	\$ -	\$ -	\$ -	\$ -
Infrastructure	\$ -	\$ -	\$ -	\$ -
Construction In Progress (CIP)	\$ -	\$ -	\$ -	\$ -
Other (explain):	\$ -	\$ -	\$ -	\$ -
Accumulated Depreciation (Enter a negative, or credit, balance)	\$ -	\$ -	\$ -	\$ -
TOTAL	\$ -	\$ -	\$ -	\$ -

6-4 Complete the following Capital Assets table for PROPRIETARY FUNDS:	Balance - beginning of the year*	Additions	Deletions	Year-End Balance
Land	\$ -	\$ -	\$ -	\$ -
Buildings	\$ 355,987	\$ 20,468	\$ 7,938	\$ 368,517
Machinery and equipment	\$ -	\$ -	\$ -	\$ -
Furniture and fixtures	\$ 25,820	\$ -	\$ -	\$ 25,820
Infrastructure	\$ -	\$ -	\$ -	\$ -
Construction In Progress (CIP)	\$ -	\$ -	\$ -	\$ -
Other (explain):	\$ -	\$ -	\$ -	\$ -
Accumulated Depreciation (Enter a negative, or credit, balance)	\$ (305,558)	\$ (15,018)	\$ (7,938)	\$ (312,638)
TOTAL	\$ 76,249	\$ 5,450	\$ -	\$ 81,699

*must agree to prior year ending balance

PART 7 - PENSION INFORMATION

Please answer the following question by marking in the appropriate box YES NO Please use this space to provide any explanations or comments:

- 7-1 Does the entity have an "old hire" firemen's pension plan? YES NO
- 7-2 Does the entity have a volunteer firemen's pension plan? YES NO
- If yes: Who administers the plan? N/A

Indicate the contributions from:

Tax (property, SO, sales, etc.):	N/A
State contribution amount:	N/A
Other (gifts, donations, etc.):	N/A
TOTAL	\$ -
What is the monthly benefit paid for 20 years of service per retiree as of Jan 1?	N/A

PART 8 - BUDGET INFORMATION

Please answer the following question by marking in the appropriate box				YES	NO	N/A	Please use this space to provide any explanations or comments:
8-1	Did the entity file a current year budget with the Department of Local Affairs, in accordance with Section 29-1-113 C.R.S.? If no, MUST explain:	<input type="checkbox"/>	<input type="checkbox"/>	<input type="checkbox"/>	N/A HOUSING AUTHORITY		
8-2	Did the entity pass an appropriations resolution in accordance with Section 29-1-108 C.R.S.? If no, MUST explain:	<input type="checkbox"/>	<input type="checkbox"/>	<input type="checkbox"/>			
If yes: Please indicate the amount budgeted for each fund for the year reported							
		<input type="checkbox"/>	<input type="checkbox"/>	<input type="checkbox"/>			
		<input type="checkbox"/>	<input type="checkbox"/>	<input type="checkbox"/>			
		<input type="checkbox"/>	<input type="checkbox"/>	<input type="checkbox"/>			
		<input type="checkbox"/>	<input type="checkbox"/>	<input type="checkbox"/>			
		<input type="checkbox"/>	<input type="checkbox"/>	<input type="checkbox"/>			

PART 9 - TAX PAYER'S BILL OF RIGHTS (TABOR)

Please answer the following question by marking in the appropriate box				YES	NO	Please use this space to provide any explanations or comments:
9-1	Is the entity in compliance with all the provisions of TABOR [State Constitution, Article X, Section 20(5)]? Note: An election to exempt the government from the spending limitations of TABOR does not exempt the	<input type="checkbox"/>	<input type="checkbox"/>	<input type="checkbox"/>	N/A HOUSING AUTHORITY	

PART 10 - GENERAL INFORMATION

Please answer the following question by marking in the appropriate box				YES	NO	Please use this space to provide any explanations or comments:
10-1	Is this application for a newly formed governmental entity? If yes: Date of formation: <input style="width: 150px; height: 30px; border: 1px solid black;" type="text"/>	<input type="checkbox"/>	<input type="checkbox"/>	<input type="checkbox"/>		
10-2	Has the entity changed its name in the past or current year? If Yes: NEW name <input style="width: 380px; height: 25px; border: 1px solid black;" type="text"/> PRIOR name <input style="width: 380px; height: 25px; border: 1px solid black;" type="text"/>	<input type="checkbox"/>	<input type="checkbox"/>	<input type="checkbox"/>		
10-3	Is the entity a metropolitan district?	<input type="checkbox"/>	<input type="checkbox"/>	<input type="checkbox"/>		
10-4	Please indicate what services the entity provides: <input style="width: 440px; height: 25px; border: 1px solid black; border-bottom: none;" type="text" value="Housing"/>	<input type="checkbox"/>	<input type="checkbox"/>	<input type="checkbox"/>		
10-5	Does the entity have an agreement with another government to provide services? If yes: List the name of the other governmental entity and the services provided: <input style="width: 440px; height: 25px; border: 1px solid black; border-bottom: none;" type="text" value="Town of Eads - administrative services"/>	<input type="checkbox"/>	<input type="checkbox"/>	<input type="checkbox"/>		
10-6	Does the entity have a certified mill levy? If yes: Please provide the number of <u>mills</u> levied for the year reported (do not enter \$ amounts):	<input type="checkbox"/>	<input type="checkbox"/>	<input type="checkbox"/>		
		Bond Redemption mills	0.000			
		General/Other mills	0.000			
		Total mills	0.000			

Please use this space to provide any additional explanations or comments not previously included:

OSA USE ONLY

Entity Wide:		General Fund		Governmental Funds		Notes		
Unrestricted Cash & Investments	\$	49,274	Unrestricted Fund Balan	\$	-	Total Tax Revenue	\$	-
Current Liabilities	\$	5,013	Total Fund Balance	\$	-	Revenue Paying Debt Service	\$	-
Deferred Inflow	\$	-	PY Fund Balance	\$	-	Total Revenue	\$	-
			Total Revenue	\$	-	Total Debt Service Principal	\$	-
			Total Expenditures	\$	-	Total Debt Service Interest	\$	-
			Interfund In	\$	-			
Governmental			Interfund Out	\$	-	Enterprise Funds		
Total Cash & Investments	\$		Proprietary			Net Position	\$	(6,124)
Transfers In	\$		- Current Assets	\$	50,520	PY Net Position	\$	(10,755)
Transfers Out	\$		- Deferred Outflow	\$	-	Government-Wide		
Property Tax	\$		- Current Liabilities	\$	5,013	Total Outstanding Debt	\$	133,466
Debt Service Principal	\$		- Deferred Inflow	\$	-	Authorized but Unissued		N/A
Total Expenditures	\$		- Cash & Investments	\$	49,274	Year Authorized		N/A
Total Developer Advances	\$		- Principal Expense	\$	4,822			
Total Developer Repayments	\$							

PART 12 - GOVERNING BODY APPROVAL

Please answer the following question by marking in the appropriate box

YES

NO

12-1 If you plan to submit this form electronically, have you read the new Electronic Signature Policy?

Office of the State Auditor — Local Government Division - Exemption Form Electronic Signatures Policy and Procedures

Policy - Requirements

The Office of the State Auditor Local Government Audit Division may accept an electronic submission of an application for exemption from audit that includes governing board signatures obtained through a program such as DocuSign or Echosign. Required elements and safeguards are as follows:

- The preparer of the application is responsible for obtaining board signatures that comply with the requirement in Section 29-1-604 (3), C.R.S., that states the application shall be personally reviewed, approved, and signed by a majority of the members of the governing body.
- The application must be accompanied by the signature history document created by the electronic signature software. The signature history document must show when the document was created and when the document was emailed to the various parties, and include the dates the individual board members signed the document. The signature history must also show the individuals' email addresses and IP address.
- Office of the State Auditor staff will not coordinate obtaining signatures.

The application for exemption from audit form created by our office includes a section for governing body approval. Local governing boards note their approval and submit the application through one of the following three methods:

- 1) Submit the application in hard copy via the US Mail including original signatures.
- 2) Submit the application electronically via email and either,
 - a. Include a copy of an adopted resolution that documents formal approval by the Board, or
 - b. Include electronic signatures obtained through a software program such as DocuSign or Echosign in accordance with the requirements noted above.

Below is the certification and approval of the governing body. By signing, each individual member is certifying they are a duly elected or appointed officer of the local government. Governing members may be verified. Also by signing, the individual member certifies that this Application for Exemption from Audit has been prepared consistent with Section 29-1-604, C.R.S., which states that a governmental agency with revenue and expenditures of \$750,000 or less must have an application prepared by an independent accountant with knowledge of governmental accounting; completed to the best of their knowledge and is accurate and true. Use additional pages if needed.

Print the names of ALL members of the governing body below.

A MAJORITY of the members of the governing body must complete and sign in the column below.

1	Full Name	I, _____, attest that I am a duly elected or appointed board member, and that I have personally reviewed and approve this application for exemption from audit. Signed _____ Date: _____ My term Expires: _____
2	Full Name	I, _____, attest that I am a duly elected or appointed board member, and that I have personally reviewed and approve this application for exemption from audit. Signed _____ Date: _____ My term Expires: _____
3	Full Name	I, _____, attest that I am a duly elected or appointed board member, and that I have personally reviewed and approve this application for exemption from audit. Signed _____ Date: _____ My term Expires: _____
4	Full Name	I, _____, attest that I am a duly elected or appointed board member, and that I have personally reviewed and approve this application for exemption from audit. Signed _____ Date: _____ My term Expires: _____
5	Full Name	I, _____, attest that I am a duly elected or appointed board member, and that I have personally reviewed and approve this application for exemption from audit. Signed _____ Date: _____ My term Expires: _____
6	Full Name	I, _____, attest that I am a duly elected or appointed board member, and that I have personally reviewed and approve this application for exemption from audit. Signed _____ Date: _____ My term Expires: _____
7	Full Name	I, _____, attest that I am a duly elected or appointed board member, and that I have personally reviewed and approve this application for exemption from audit. Signed _____ Date: _____ My term Expires: _____

RESOLUTION FOR EXEMPTION FROM AUDIT

(Pursuant to Section 29-1-604, C.R.S.)

A RESOLUTION APPROVING AN EXEMPTION FROM AUDIT FOR FISCAL YEAR 2019 FOR THE EADS HOUSING AUTHORITY, STATE OF COLORADO.

WHEREAS, the Board of Directors of Eads Housing Authority wishes to claim exemption from the audit requirements of Section 29-1-603, C.R.S.; and

WHEREAS, Section 29-1-604, C.R.S. states that any local government where neither revenues nor expenditures exceed seven hundred fifty thousand dollars may, with the approval of the state auditor, be exempt from the provisions of Section 29-1-603, C.R.S.; and

WHEREAS, neither revenues nor expenditures for the Eads Housing Authority exceeded \$750,000 for fiscal year 2019; and

WHEREAS, an application for exemption from audit for the Eads Housing Authority has been prepared by Amanda L. Brown, CPA, an independent accountant with knowledge of governmental accounting; and

WHEREAS, said application for exemption from audit has been completed in accordance with regulations issued by the state auditor.

NOW THEREFORE, be it resolved by the Board of Directors of the Eads Housing Authority that the application for exemption from audit for the Eads Housing Authority for the fiscal year ended December 31, 2019, has been personally reviewed and is hereby approved by a majority of the Board of Directors of the Eads Housing Authority; that those members of the Board of Directors have signified their approval by signing below; and that this resolution shall be attached to, and shall become a part of the application for exemption from audit of the Eads Housing Authority for the fiscal year ended December 31, 2019.


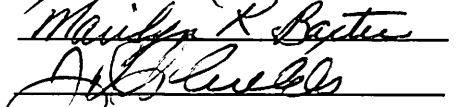


ADOPTED THIS 17th day of March A.D. 2020.



Chairperson

ATTEST:

Secretary

<u>Members of Governing Board</u>	<u>Date Term Expires</u>	<u>Signature</u>
Sharon Pearson	2020	
Marilyn Baxter	2020	
✓ Joe Shields	2020	
✗ Sylvia Shields	2020	

EADS HOUSING AUTHORITY - RD

Compound Period : Monthly

Nominal Annual Rate : 1.000 %

CASH FLOW DATA

Event	Date	Amount	Number	Period	End Date
1 Loan	12/06/2010	175,542.43	1		
2 Payment	01/06/2011	514.31	401	Monthly	05/06/2044
3 Payment	06/06/2044	400.66	1		

AMORTIZATION SCHEDULE - Normal Amortization

	Date	Payment	Interest	Principal	Balance
Loan	12/06/2010				175,542.43
2010 Totals		0.00	0.00	0.00	
1	01/06/2011	514.31	146.29	368.02	175,174.41
2	02/06/2011	514.31	145.98	368.33	174,806.08
3	03/06/2011	514.31	145.67	368.64	174,437.44
4	04/06/2011	514.31	145.36	368.95	174,068.49
5	05/06/2011	514.31	145.06	369.25	173,699.24
6	06/06/2011	514.31	144.75	369.56	173,329.68
7	07/06/2011	514.31	144.44	369.87	172,959.81
8	08/06/2011	514.31	144.13	370.18	172,589.63
9	09/06/2011	514.31	143.82	370.49	172,219.14
10	10/06/2011	514.31	143.52	370.79	171,848.35
11	11/06/2011	514.31	143.21	371.10	171,477.25
12	12/06/2011	514.31	142.90	371.41	171,105.84
2011 Totals		6,171.72	1,735.13	4,436.59	
13	01/06/2012	514.31	142.59	371.72	170,734.12
14	02/06/2012	514.31	142.28	372.03	170,362.09
15	03/06/2012	514.31	141.97	372.34	169,989.75
16	04/06/2012	514.31	141.66	372.65	169,617.10
17	05/06/2012	514.31	141.35	372.96	169,244.14
18	06/06/2012	514.31	141.04	373.27	168,870.87
19	07/06/2012	514.31	140.73	373.58	168,497.29
20	08/06/2012	514.31	140.41	373.90	168,123.39
21	09/06/2012	514.31	140.10	374.21	167,749.18
22	10/06/2012	514.31	139.79	374.52	167,374.66
23	11/06/2012	514.31	139.48	374.83	166,999.83
24	12/06/2012	514.31	139.17	375.14	166,624.69
2012 Totals		6,171.72	1,690.57	4,481.15	
25	01/06/2013	514.31	138.85	375.46	166,249.23
26	02/06/2013	514.31	138.54	375.77	165,873.46
27	03/06/2013	514.31	138.23	376.08	165,497.38
28	04/06/2013	514.31	137.91	376.40	165,120.98

EADS HOUSING AUTHORITY - RD

	Date	Payment	Interest	Principal	Balance
	29 05/06/2013	514.31	137.60	376.71	164,744.27
	30 06/06/2013	514.31	137.29	377.02	164,367.25
	31 07/06/2013	514.31	136.97	377.34	163,989.91
	32 08/06/2013	514.31	136.66	377.65	163,612.26
	33 09/06/2013	514.31	136.34	377.97	163,234.29
	34 10/06/2013	514.31	136.03	378.28	162,856.01
	35 11/06/2013	514.31	135.71	378.60	162,477.41
	36 12/06/2013	514.31	135.40	378.91	162,098.50
	2013 Totals	6,171.72	1,645.53	4,526.19	
	37 01/06/2014	514.31	135.08	379.23	161,719.27
	38 02/06/2014	514.31	134.77	379.54	161,339.73
	39 03/06/2014	514.31	134.45	379.86	160,959.87
	40 04/06/2014	514.31	134.13	380.18	160,579.69
	41 05/06/2014	514.31	133.82	380.49	160,199.20
	42 06/06/2014	514.31	133.50	380.81	159,818.39
	43 07/06/2014	514.31	133.18	381.13	159,437.26
	44 08/06/2014	514.31	132.86	381.45	159,055.81
	45 09/06/2014	514.31	132.55	381.76	158,674.05
	46 10/06/2014	514.31	132.23	382.08	158,291.97
	47 11/06/2014	514.31	131.91	382.40	157,909.57
	48 12/06/2014	514.31	131.59	382.72	157,526.85
	2014 Totals	6,171.72	1,600.07	4,571.65	
	49 01/06/2015	514.31	131.27	383.04	157,143.81
	50 02/06/2015	514.31	130.95	383.36	156,760.45
	51 03/06/2015	514.31	130.63	383.68	156,376.77
	52 04/06/2015	514.31	130.31	384.00	155,992.77
	53 05/06/2015	514.31	129.99	384.32	155,608.45
	54 06/06/2015	514.31	129.67	384.64	155,223.81
	55 07/06/2015	514.31	129.35	384.96	154,838.85
	56 08/06/2015	514.31	129.03	385.28	154,453.57
	57 09/06/2015	514.31	128.71	385.60	154,067.97
	58 10/06/2015	514.31	128.39	385.92	153,682.05
	59 11/06/2015	514.31	128.07	386.24	153,295.81
	60 12/06/2015	514.31	127.75	386.56	152,909.25
	2015 Totals	6,171.72	1,554.12	4,617.60	
	61 01/06/2016	514.31	127.42	386.89	152,522.36
	62 02/06/2016	514.31	127.10	387.21	152,135.15
	63 03/06/2016	514.31	126.78	387.53	151,747.62
	64 04/06/2016	514.31	126.46	387.85	151,359.77
	65 05/06/2016	514.31	126.13	388.18	150,971.59
	66 06/06/2016	514.31	125.81	388.50	150,583.09
	67 07/06/2016	514.31	125.49	388.82	150,194.27
	68 08/06/2016	514.31	125.16	389.15	149,805.12
	69 09/06/2016	514.31	124.84	389.47	149,415.65
	70 10/06/2016	514.31	124.51	389.80	149,025.85
	71 11/06/2016	514.31	124.19	390.12	148,635.73

EADS HOUSING AUTHORITY - RD

	Date	Payment	Interest	Principal	Balance
72	12/06/2016	514.31	123.86	390.45	148,245.28
2016 Totals		6,171.72	1,507.75	4,663.97	
73	01/06/2017	514.31	123.54	390.77	147,854.51
74	02/06/2017	514.31	123.21	391.10	147,463.41
75	03/06/2017	514.31	122.89	391.42	147,071.99
76	04/06/2017	514.31	122.56	391.75	146,680.24
77	05/06/2017	514.31	122.23	392.08	146,288.16
78	06/06/2017	514.31	121.91	392.40	145,895.76
79	07/06/2017	514.31	121.58	392.73	145,503.03
80	08/06/2017	514.31	121.25	393.06	145,109.97
81	09/06/2017	514.31	120.92	393.39	144,716.58
82	10/06/2017	514.31	120.60	393.71	144,322.87
83	11/06/2017	514.31	120.27	394.04	143,928.83
84	12/06/2017	514.31	119.94	394.37	143,534.46
2017 Totals		6,171.72	1,460.90	4,710.82	
85	01/06/2018	514.31	119.61	394.70	143,139.76
86	02/06/2018	514.31	119.28	395.03	142,744.73
87	03/06/2018	514.31	118.95	395.36	142,349.37
88	04/06/2018	514.31	118.62	395.69	141,953.68
89	05/06/2018	514.31	118.29	396.02	141,557.66
90	06/06/2018	514.31	117.96	396.35	141,161.31
91	07/06/2018	514.31	117.63	396.68	140,764.63
92	08/06/2018	514.31	117.30	397.01	140,367.62
93	09/06/2018	514.31	116.97	397.34	139,970.28
94	10/06/2018	514.31	116.64	397.67	139,572.61
95	11/06/2018	514.31	116.31	398.00	139,174.61
96	12/06/2018	514.31	115.98	398.33	138,776.28
2018 Totals		6,171.72	1,413.54	4,758.18	
97	01/06/2019	514.31	115.65	398.66	138,377.62
98	02/06/2019	514.31	115.31	399.00	137,978.62
99	03/06/2019	514.31	114.98	399.33	137,579.29
100	04/06/2019	514.31	114.65	399.66	137,179.63
101	05/06/2019	514.31	114.32	399.99	136,779.64
102	06/06/2019	514.31	113.98	400.33	136,379.31
103	07/06/2019	514.31	113.65	400.66	135,978.65
104	08/06/2019	514.31	113.32	400.99	135,577.66
105	09/06/2019	514.31	112.98	401.33	135,176.33
106	10/06/2019	514.31	112.65	401.66	134,774.67
107	11/06/2019	514.31	112.31	402.00	134,372.67
108	12/06/2019	514.31	111.98	402.33	133,970.34
2019 Totals		6,171.72	1,365.78	4,805.94	
109	01/06/2020	514.31	111.64	402.67	133,567.67
110	02/06/2020	514.31	111.31	403.00	133,164.67
111	03/06/2020	514.31	110.97	403.34	132,761.33
112	04/06/2020	514.31	110.63	403.68	132,357.65

EADS HOUSING AUTHORITY - RD

	Date	Payment	Interest	Principal	Balance
113	05/06/2020	514.31	110.30	404.01	131,953.64
114	06/06/2020	514.31	109.96	404.35	131,549.29
115	07/06/2020	514.31	109.62	404.69	131,144.60
116	08/06/2020	514.31	109.29	405.02	130,739.58
117	09/06/2020	514.31	108.95	405.36	130,334.22
118	10/06/2020	514.31	108.61	405.70	129,928.52
119	11/06/2020	514.31	108.27	406.04	129,522.48
120	12/06/2020	514.31	107.94	406.37	129,116.11
2020 Totals		6,171.72	1,317.49	4,854.23	
121	01/06/2021	514.31	107.60	406.71	128,709.40
122	02/06/2021	514.31	107.26	407.05	128,302.35
123	03/06/2021	514.31	106.92	407.39	127,894.96
124	04/06/2021	514.31	106.58	407.73	127,487.23
125	05/06/2021	514.31	106.24	408.07	127,079.16
126	06/06/2021	514.31	105.90	408.41	126,670.75
127	07/06/2021	514.31	105.56	408.75	126,262.00
128	08/06/2021	514.31	105.22	409.09	125,852.91
129	09/06/2021	514.31	104.88	409.43	125,443.48
130	10/06/2021	514.31	104.54	409.77	125,033.71
131	11/06/2021	514.31	104.19	410.12	124,623.59
132	12/06/2021	514.31	103.85	410.46	124,213.13
2021 Totals		6,171.72	1,268.74	4,902.98	
133	01/06/2022	514.31	103.51	410.80	123,802.33
134	02/06/2022	514.31	103.17	411.14	123,391.19
135	03/06/2022	514.31	102.83	411.48	122,979.71
136	04/06/2022	514.31	102.48	411.83	122,567.88
137	05/06/2022	514.31	102.14	412.17	122,155.71
138	06/06/2022	514.31	101.80	412.51	121,743.20
139	07/06/2022	514.31	101.45	412.86	121,330.34
140	08/06/2022	514.31	101.11	413.20	120,917.14
141	09/06/2022	514.31	100.76	413.55	120,503.59
142	10/06/2022	514.31	100.42	413.89	120,089.70
143	11/06/2022	514.31	100.07	414.24	119,675.46
144	12/06/2022	514.31	99.73	414.58	119,260.88
2022 Totals		6,171.72	1,219.47	4,952.25	
145	01/06/2023	514.31	99.38	414.93	118,845.95
146	02/06/2023	514.31	99.04	415.27	118,430.68
147	03/06/2023	514.31	98.69	415.62	118,015.06
148	04/06/2023	514.31	98.35	415.96	117,599.10
149	05/06/2023	514.31	98.00	416.31	117,182.79
150	06/06/2023	514.31	97.65	416.66	116,766.13
151	07/06/2023	514.31	97.31	417.00	116,349.13
152	08/06/2023	514.31	96.96	417.35	115,931.78
153	09/06/2023	514.31	96.61	417.70	115,514.08
154	10/06/2023	514.31	96.26	418.05	115,096.03
155	11/06/2023	514.31	95.91	418.40	114,677.63

EADS HOUSING AUTHORITY - RD

	Date	Payment	Interest	Principal	Balance
156	12/06/2023	514.31	95.56	418.75	114,258.88
2023 Totals		6,171.72	1,169.72	5,002.00	
157	01/06/2024	514.31	95.22	419.09	113,839.79
158	02/06/2024	514.31	94.87	419.44	113,420.35
159	03/06/2024	514.31	94.52	419.79	113,000.56
160	04/06/2024	514.31	94.17	420.14	112,580.42
161	05/06/2024	514.31	93.82	420.49	112,159.93
162	06/06/2024	514.31	93.47	420.84	111,739.09
163	07/06/2024	514.31	93.12	421.19	111,317.90
164	08/06/2024	514.31	92.76	421.55	110,896.35
165	09/06/2024	514.31	92.41	421.90	110,474.45
166	10/06/2024	514.31	92.06	422.25	110,052.20
167	11/06/2024	514.31	91.71	422.60	109,629.60
168	12/06/2024	514.31	91.36	422.95	109,206.65
2024 Totals		6,171.72	1,119.49	5,052.23	
169	01/06/2025	514.31	91.01	423.30	108,783.35
170	02/06/2025	514.31	90.65	423.66	108,359.69
171	03/06/2025	514.31	90.30	424.01	107,935.68
172	04/06/2025	514.31	89.95	424.36	107,511.32
173	05/06/2025	514.31	89.59	424.72	107,086.60
174	06/06/2025	514.31	89.24	425.07	106,661.53
175	07/06/2025	514.31	88.88	425.43	106,236.10
176	08/06/2025	514.31	88.53	425.78	105,810.32
177	09/06/2025	514.31	88.18	426.13	105,384.19
178	10/06/2025	514.31	87.82	426.49	104,957.70
179	11/06/2025	514.31	87.46	426.85	104,530.85
180	12/06/2025	514.31	87.11	427.20	104,103.65
2025 Totals		6,171.72	1,068.72	5,103.00	
181	01/06/2026	514.31	86.75	427.56	103,676.09
182	02/06/2026	514.31	86.40	427.91	103,248.18
183	03/06/2026	514.31	86.04	428.27	102,819.91
184	04/06/2026	514.31	85.68	428.63	102,391.28
185	05/06/2026	514.31	85.33	428.98	101,962.30
186	06/06/2026	514.31	84.97	429.34	101,532.96
187	07/06/2026	514.31	84.61	429.70	101,103.26
188	08/06/2026	514.31	84.25	430.06	100,673.20
189	09/06/2026	514.31	83.89	430.42	100,242.78
190	10/06/2026	514.31	83.54	430.77	99,812.01
191	11/06/2026	514.31	83.18	431.13	99,380.88
192	12/06/2026	514.31	82.82	431.49	98,949.39
2026 Totals		6,171.72	1,017.46	5,154.26	
193	01/06/2027	514.31	82.46	431.85	98,517.54
194	02/06/2027	514.31	82.10	432.21	98,085.33
195	03/06/2027	514.31	81.74	432.57	97,652.76
196	04/06/2027	514.31	81.38	432.93	97,219.83

EADS HOUSING AUTHORITY - RD

	Date	Payment	Interest	Principal	Balance
197	05/06/2027	514.31	81.02	433.29	96,786.54
198	06/06/2027	514.31	80.66	433.65	96,352.89
199	07/06/2027	514.31	80.29	434.02	95,918.87
200	08/06/2027	514.31	79.93	434.38	95,484.49
201	09/06/2027	514.31	79.57	434.74	95,049.75
202	10/06/2027	514.31	79.21	435.10	94,614.65
203	11/06/2027	514.31	78.85	435.46	94,179.19
204	12/06/2027	514.31	78.48	435.83	93,743.36
2027 Totals		6,171.72	965.69	5,206.03	
205	01/06/2028	514.31	78.12	436.19	93,307.17
206	02/06/2028	514.31	77.76	436.55	92,870.62
207	03/06/2028	514.31	77.39	436.92	92,433.70
208	04/06/2028	514.31	77.03	437.28	91,996.42
209	05/06/2028	514.31	76.66	437.65	91,558.77
210	06/06/2028	514.31	76.30	438.01	91,120.76
211	07/06/2028	514.31	75.93	438.38	90,682.38
212	08/06/2028	514.31	75.57	438.74	90,243.64
213	09/06/2028	514.31	75.20	439.11	89,804.53
214	10/06/2028	514.31	74.84	439.47	89,365.06
215	11/06/2028	514.31	74.47	439.84	88,925.22
216	12/06/2028	514.31	74.10	440.21	88,485.01
2028 Totals		6,171.72	913.37	5,258.35	
217	01/06/2029	514.31	73.74	440.57	88,044.44
218	02/06/2029	514.31	73.37	440.94	87,603.50
219	03/06/2029	514.31	73.00	441.31	87,162.19
220	04/06/2029	514.31	72.64	441.67	86,720.52
221	05/06/2029	514.31	72.27	442.04	86,278.48
222	06/06/2029	514.31	71.90	442.41	85,836.07
223	07/06/2029	514.31	71.53	442.78	85,393.29
224	08/06/2029	514.31	71.16	443.15	84,950.14
225	09/06/2029	514.31	70.79	443.52	84,506.62
226	10/06/2029	514.31	70.42	443.89	84,062.73
227	11/06/2029	514.31	70.05	444.26	83,618.47
228	12/06/2029	514.31	69.68	444.63	83,173.84
2029 Totals		6,171.72	860.55	5,311.17	
229	01/06/2030	514.31	69.31	445.00	82,728.84
230	02/06/2030	514.31	68.94	445.37	82,283.47
231	03/06/2030	514.31	68.57	445.74	81,837.73
232	04/06/2030	514.31	68.20	446.11	81,391.62
233	05/06/2030	514.31	67.83	446.48	80,945.14
234	06/06/2030	514.31	67.45	446.86	80,498.28
235	07/06/2030	514.31	67.08	447.23	80,051.05
236	08/06/2030	514.31	66.71	447.60	79,603.45
237	09/06/2030	514.31	66.34	447.97	79,155.48
238	10/06/2030	514.31	65.96	448.35	78,707.13
239	11/06/2030	514.31	65.59	448.72	78,258.41

EADS HOUSING AUTHORITY - RD

	Date	Payment	Interest	Principal	Balance
240	12/06/2030	514.31	65.22	449.09	77,809.32
2030 Totals		6,171.72	807.20	5,364.52	
241	01/06/2031	514.31	64.84	449.47	77,359.85
242	02/06/2031	514.31	64.47	449.84	76,910.01
243	03/06/2031	514.31	64.09	450.22	76,459.79
244	04/06/2031	514.31	63.72	450.59	76,009.20
245	05/06/2031	514.31	63.34	450.97	75,558.23
246	06/06/2031	514.31	62.97	451.34	75,106.89
247	07/06/2031	514.31	62.59	451.72	74,655.17
248	08/06/2031	514.31	62.21	452.10	74,203.07
249	09/06/2031	514.31	61.84	452.47	73,750.60
250	10/06/2031	514.31	61.46	452.85	73,297.75
251	11/06/2031	514.31	61.08	453.23	72,844.52
252	12/06/2031	514.31	60.70	453.61	72,390.91
2031 Totals		6,171.72	753.31	5,418.41	
253	01/06/2032	514.31	60.33	453.98	71,936.93
254	02/06/2032	514.31	59.95	454.36	71,482.57
255	03/06/2032	514.31	59.57	454.74	71,027.83
256	04/06/2032	514.31	59.19	455.12	70,572.71
257	05/06/2032	514.31	58.81	455.50	70,117.21
258	06/06/2032	514.31	58.43	455.88	69,661.33
259	07/06/2032	514.31	58.05	456.26	69,205.07
260	08/06/2032	514.31	57.67	456.64	68,748.43
261	09/06/2032	514.31	57.29	457.02	68,291.41
262	10/06/2032	514.31	56.91	457.40	67,834.01
263	11/06/2032	514.31	56.53	457.78	67,376.23
264	12/06/2032	514.31	56.15	458.16	66,918.07
2032 Totals		6,171.72	698.88	5,472.84	
265	01/06/2033	514.31	55.77	458.54	66,459.53
266	02/06/2033	514.31	55.38	458.93	66,000.60
267	03/06/2033	514.31	55.00	459.31	65,541.29
268	04/06/2033	514.31	54.62	459.69	65,081.60
269	05/06/2033	514.31	54.23	460.08	64,621.52
270	06/06/2033	514.31	53.85	460.46	64,161.06
271	07/06/2033	514.31	53.47	460.84	63,700.22
272	08/06/2033	514.31	53.08	461.23	63,238.99
273	09/06/2033	514.31	52.70	461.61	62,777.38
274	10/06/2033	514.31	52.31	462.00	62,315.38
275	11/06/2033	514.31	51.93	462.38	61,853.00
276	12/06/2033	514.31	51.54	462.77	61,390.23
2033 Totals		6,171.72	643.88	5,527.84	
277	01/06/2034	514.31	51.16	463.15	60,927.08
278	02/06/2034	514.31	50.77	463.54	60,463.54
279	03/06/2034	514.31	50.39	463.92	59,999.62
280	04/06/2034	514.31	50.00	464.31	59,535.31

EADS HOUSING AUTHORITY - RD

	Date	Payment	Interest	Principal	Balance
281	05/06/2034	514.31	49.61	464.70	59,070.61
282	06/06/2034	514.31	49.23	465.08	58,605.53
283	07/06/2034	514.31	48.84	465.47	58,140.06
284	08/06/2034	514.31	48.45	465.86	57,674.20
285	09/06/2034	514.31	48.06	466.25	57,207.95
286	10/06/2034	514.31	47.67	466.64	56,741.31
287	11/06/2034	514.31	47.28	467.03	56,274.28
288	12/06/2034	514.31	46.90	467.41	55,806.87
2034 Totals		6,171.72	588.36	5,583.36	
289	01/06/2035	514.31	46.51	467.80	55,339.07
290	02/06/2035	514.31	46.12	468.19	54,870.88
291	03/06/2035	514.31	45.73	468.58	54,402.30
292	04/06/2035	514.31	45.34	468.97	53,933.33
293	05/06/2035	514.31	44.94	469.37	53,463.96
294	06/06/2035	514.31	44.55	469.76	52,994.20
295	07/06/2035	514.31	44.16	470.15	52,524.05
296	08/06/2035	514.31	43.77	470.54	52,053.51
297	09/06/2035	514.31	43.38	470.93	51,582.58
298	10/06/2035	514.31	42.99	471.32	51,111.26
299	11/06/2035	514.31	42.59	471.72	50,639.54
300	12/06/2035	514.31	42.20	472.11	50,167.43
2035 Totals		6,171.72	532.28	5,639.44	
301	01/06/2036	514.31	41.81	472.50	49,694.93
302	02/06/2036	514.31	41.41	472.90	49,222.03
303	03/06/2036	514.31	41.02	473.29	48,748.74
304	04/06/2036	514.31	40.62	473.69	48,275.05
305	05/06/2036	514.31	40.23	474.08	47,800.97
306	06/06/2036	514.31	39.83	474.48	47,326.49
307	07/06/2036	514.31	39.44	474.87	46,851.62
308	08/06/2036	514.31	39.04	475.27	46,376.35
309	09/06/2036	514.31	38.65	475.66	45,900.69
310	10/06/2036	514.31	38.25	476.06	45,424.63
311	11/06/2036	514.31	37.85	476.46	44,948.17
312	12/06/2036	514.31	37.46	476.85	44,471.32
2036 Totals		6,171.72	475.61	5,696.11	
313	01/06/2037	514.31	37.06	477.25	43,994.07
314	02/06/2037	514.31	36.66	477.65	43,516.42
315	03/06/2037	514.31	36.26	478.05	43,038.37
316	04/06/2037	514.31	35.87	478.44	42,559.93
317	05/06/2037	514.31	35.47	478.84	42,081.09
318	06/06/2037	514.31	35.07	479.24	41,601.85
319	07/06/2037	514.31	34.67	479.64	41,122.21
320	08/06/2037	514.31	34.27	480.04	40,642.17
321	09/06/2037	514.31	33.87	480.44	40,161.73
322	10/06/2037	514.31	33.47	480.84	39,680.89
323	11/06/2037	514.31	33.07	481.24	39,199.65

EADS HOUSING AUTHORITY - RD

	Date	Payment	Interest	Principal	Balance
324	12/06/2037	514.31	32.67	481.64	38,718.01
2037 Totals		6,171.72	418.41	5,753.31	
325	01/06/2038	514.31	32.27	482.04	38,235.97
326	02/06/2038	514.31	31.86	482.45	37,753.52
327	03/06/2038	514.31	31.46	482.85	37,270.67
328	04/06/2038	514.31	31.06	483.25	36,787.42
329	05/06/2038	514.31	30.66	483.65	36,303.77
330	06/06/2038	514.31	30.25	484.06	35,819.71
331	07/06/2038	514.31	29.85	484.46	35,335.25
332	08/06/2038	514.31	29.45	484.86	34,850.39
333	09/06/2038	514.31	29.04	485.27	34,365.12
334	10/06/2038	514.31	28.64	485.67	33,879.45
335	11/06/2038	514.31	28.23	486.08	33,393.37
336	12/06/2038	514.31	27.83	486.48	32,906.89
2038 Totals		6,171.72	360.60	5,811.12	
337	01/06/2039	514.31	27.42	486.89	32,420.00
338	02/06/2039	514.31	27.02	487.29	31,932.71
339	03/06/2039	514.31	26.61	487.70	31,445.01
340	04/06/2039	514.31	26.20	488.11	30,956.90
341	05/06/2039	514.31	25.80	488.51	30,468.39
342	06/06/2039	514.31	25.39	488.92	29,979.47
343	07/06/2039	514.31	24.98	489.33	29,490.14
344	08/06/2039	514.31	24.58	489.73	29,000.41
345	09/06/2039	514.31	24.17	490.14	28,510.27
346	10/06/2039	514.31	23.76	490.55	28,019.72
347	11/06/2039	514.31	23.35	490.96	27,528.76
348	12/06/2039	514.31	22.94	491.37	27,037.39
2039 Totals		6,171.72	302.22	5,869.50	
349	01/06/2040	514.31	22.53	491.78	26,545.61
350	02/06/2040	514.31	22.12	492.19	26,053.42
351	03/06/2040	514.31	21.71	492.60	25,560.82
352	04/06/2040	514.31	21.30	493.01	25,067.81
353	05/06/2040	514.31	20.89	493.42	24,574.39
354	06/06/2040	514.31	20.48	493.83	24,080.56
355	07/06/2040	514.31	20.07	494.24	23,586.32
356	08/06/2040	514.31	19.66	494.65	23,091.67
357	09/06/2040	514.31	19.24	495.07	22,596.60
358	10/06/2040	514.31	18.83	495.48	22,101.12
359	11/06/2040	514.31	18.42	495.89	21,605.23
360	12/06/2040	514.31	18.00	496.31	21,108.92
2040 Totals		6,171.72	243.25	5,928.47	
361	01/06/2041	514.31	17.59	496.72	20,612.20
362	02/06/2041	514.31	17.18	497.13	20,115.07
363	03/06/2041	514.31	16.76	497.55	19,617.52
364	04/06/2041	514.31	16.35	497.96	19,119.56

EADS HOUSING AUTHORITY - RD

	Date	Payment	Interest	Principal	Balance
365	05/06/2041	514.31	15.93	498.38	18,621.18
366	06/06/2041	514.31	15.52	498.79	18,122.39
367	07/06/2041	514.31	15.10	499.21	17,623.18
368	08/06/2041	514.31	14.69	499.62	17,123.56
369	09/06/2041	514.31	14.27	500.04	16,623.52
370	10/06/2041	514.31	13.85	500.46	16,123.06
371	11/06/2041	514.31	13.44	500.87	15,622.19
372	12/06/2041	514.31	13.02	501.29	15,120.90
2041 Totals		6,171.72	183.70	5,988.02	
373	01/06/2042	514.31	12.60	501.71	14,619.19
374	02/06/2042	514.31	12.18	502.13	14,117.06
375	03/06/2042	514.31	11.76	502.55	13,614.51
376	04/06/2042	514.31	11.35	502.96	13,111.55
377	05/06/2042	514.31	10.93	503.38	12,608.17
378	06/06/2042	514.31	10.51	503.80	12,104.37
379	07/06/2042	514.31	10.09	504.22	11,600.15
380	08/06/2042	514.31	9.67	504.64	11,095.51
381	09/06/2042	514.31	9.25	505.06	10,590.45
382	10/06/2042	514.31	8.83	505.48	10,084.97
383	11/06/2042	514.31	8.40	505.91	9,579.06
384	12/06/2042	514.31	7.98	506.33	9,072.73
2042 Totals		6,171.72	123.55	6,048.17	
385	01/06/2043	514.31	7.56	506.75	8,565.98
386	02/06/2043	514.31	7.14	507.17	8,058.81
387	03/06/2043	514.31	6.72	507.59	7,551.22
388	04/06/2043	514.31	6.29	508.02	7,043.20
389	05/06/2043	514.31	5.87	508.44	6,534.76
390	06/06/2043	514.31	5.45	508.86	6,025.90
391	07/06/2043	514.31	5.02	509.29	5,516.61
392	08/06/2043	514.31	4.60	509.71	5,006.90
393	09/06/2043	514.31	4.17	510.14	4,496.76
394	10/06/2043	514.31	3.75	510.56	3,986.20
395	11/06/2043	514.31	3.32	510.99	3,475.21
396	12/06/2043	514.31	2.90	511.41	2,963.80
2043 Totals		6,171.72	62.79	6,108.93	
397	01/06/2044	514.31	2.47	511.84	2,451.96
398	02/06/2044	514.31	2.04	512.27	1,939.69
399	03/06/2044	514.31	1.62	512.69	1,427.00
400	04/06/2044	514.31	1.19	513.12	913.88
401	05/06/2044	514.31	0.76	513.55	400.33
402	06/06/2044	400.66	0.33	400.33	0.00
2044 Totals		2,972.21	8.41	2,963.80	
Grand Totals		206,638.97	31,096.54	175,542.43	